

4-H Food-A-Rama
July 25 @ 10 a.m.



Kentucky State Fair
August 15-25, 2024



**Shelbyville Pop-Up
Farmers Market**

July 5 from 3-6 p.m. at the
Shelby County Health Department

J
U
L
Y

2
0
2
4

A
U
G
U
S
T

AG PROGRAMS

- Navigate Stormwater Challenges
- Improving KY Horse Pastures
 - Pest Free Home
- Equine Pasture Management Field Day
- Backyard Chicken Basics




Horticulture

Keeping You and Your Garden Hydrated



Scale Insects

July: Lawns/Weeds Month
August: Plant Design Month



First Saturday Walkabout

Saturday, July 6
Saturday, August 3

Don't forget about participating in the monthly **First Saturday Walkabout!** On the first Saturday of **every month**, sign in at the front desk of Clear Creek FAC between 8—8:30 a.m. and you will receive one FREE Day Pass per person. After signing in, you can walk on the trails, on the walking path, or on the inside walking track. You can use your pass at any later date of your choosing.



crafts, play games, and enjoy a healthy snack. Parents/guardians must also attend. This program is in partnership with the Shelby County Public Library and Northside Preschool.

Please register - call 502-633-4593, email judy.white@uky.edu, or online: <http://tinyurl.com/2keynrww>

Shelbyville Pop-up Farmers Market

Friday, July 5, 3-6 p.m.
In front of Shelby County Health Department



Come and find some fresh produce from local farms, plus pick up some recipes from the Extension Office. Vendors from Rooted in Shelby, including: **Black Paw Farm** ...and more will be there!

Markets will also be held on August 2 at the former Martinsville Community Center lot and August 30 at the Midland Shopping Center near Southeast Christian Church, from 3-6 p.m. If you sell fresh produce or meats and you're interested in setting up at the market, please contact Judy by calling 502-633-4593 or email at judy.white@uky.edu.

Rescheduled Sewing Circle

July 11, 1 - 8 p.m.

The April Sewing Circle has been rescheduled for **Thursday, July 11**, and the projects will be **Batik Fabric Dying** and a **Simply Beautiful Shrug/Cover-Up**, along with open sew. For descriptions and photos of each project, pick up a flyer at the Extension Office or visit our Facebook page. Please register in order to plan for supplies and food - call 502-633-4593 or email judy.white@uky.edu.



Or are you interested in learning how to sew, hone your sewing skills, or gather with other sewing enthusiasts? Come join us on the 1st Tuesday of each month, September to May! Choose from two projects offered (an easier one and a more challenging one) and/or join us for open sew where you can bring your own project to work on and ask for guidance from our Certified Master Clothing Volunteers.

Join the fun of Extension Homemakers in Shelby County!

The Kentucky Extension Homemakers Association (KEHA) welcomes members regardless age, race, color, national origin, creed, marital status, gender, education or economic status. Anyone - male or female, rural or urban, teenager or senior citizen and in-between, may belong to KEHA.

Watch for more information on our Membership Kick-off Ice Cream Social planned for **September 5 at 2 p.m.** Details will be included in the next Homemaker Newsletter if you're a current member and information will also be posted on the Shelby County Homemaker Facebook page.



Laugh & Learn Play Dates



Wednesday, July 24,
5 p.m.

Theme: Water

Wednesday, August 28, 5 p.m.

Theme: Camping

This free monthly playdate is for children ages 3-5 and their caregiver. The program engages child (ren) in playful activities that are specifically designed to prepare them for kindergarten. Your child(ren) will listen to a story, sing songs, make

Safe and Healthy Picnics

Warm sunny weather encourages outdoor activities like walking, cycling, swimming, or a friendly game of wiffle ball. Take advantage of a local or state park and all their offerings this summer by planning a picnic with family or friends. Summer is also peak season for many fruits and vegetables. It makes sense to combine them. But bacteria can grow rapidly in warm weather. Keep your family and friends from getting sick by following these food safety picnic tips.

Have a way to wash your hands. It's not always easy to wash your hands at a picnic. You may be in an area where restrooms or hand-washing facilities are not available. Pack extra bottled water, soap, and disposable towels for hand-washing. You can use hand sanitizer or hand sanitizing wipes (these are different than disinfecting wipes used for cleaning) as a backup option if necessary.

Pack smart. Take only the amount of food you'll eat. Pack small quantities of food so there is no food waste or leftovers to worry about. You can plan a picnic with simple nutritious menus like peanut butter and jelly on whole-grain bread or crackers, fresh fruits and vegetables, yogurt-based dips, baked chips or pretzels, and mixed cheeses. Bring bottled water or try flavored or infused water to keep hydrated while outside.

Keep food out of the danger zone. When traveling with food, keep cold foods cold and hot foods hot. Bacteria multiply quickly between 40 degrees F and 140 degrees F - the danger zone. Use a cooler when transporting perishable food to keep temperatures at 40 degrees or below to limit bacterial growth. This includes cut fruits and vegetables.

You can use frozen water bottles, gel packs, or zipper bags of ice to keep food cold. Place the cooler inside the air-conditioned car when traveling and not in the trunk. Store it in the shade once you've arrived. Do not take hot food on a picnic unless you have a way to keep it 140 degrees F or above during transport and serving.

Separate raw from ready to eat food. If you plan to grill during your picnic, make sure to transport raw meat in a different cooler than other foods. Bring plenty of plates and utensils so you don't place cooked meat (or other food) on the same plate that held raw meat or its juices. Remember to bring a meat thermometer to

ensure grilled food reaches the proper internal temperature. Cook beef burgers to 160 degrees F, pork chops to 145 degrees F, chicken to 165 degrees F, and hot dogs according to the package directions. Consider grilling vegetables too. You can cook them right on the grill or in a foil packet to your desired doneness.

Don't let food sit out. Food should not remain at room temperature for more than two hours. Throw away any leftovers that have been sitting out for more than two hours, 1 hour if the temperature is above 90 degrees F.

With a little planning, you can make your next picnic a safe and healthy outdoor event. For more information on food safety and dining outdoors, contact your local Extension office.

Reference

<https://www.foodsafety.gov/keep-food-safe/food-safety-by-events-and-seasons#spring>

Walking Kentucky Log & Survey

Our Walking Kentucky Challenge has ended and it is time for enrolled participants to submit their walking log and survey. All forms need to be turned in by July 10 in order to be included in the drawing for an annual pass to Clear Creek FAC or other prizes. Also, when you drop off the completed forms, you will receive a goody bag. We hope you have enjoyed the program, and have increased your physical activity.

Canning Classes

Tuesday, August 27, 10 a.m.-1 p.m.
Thursday, September 12, 5-8 p.m.
(Classes are the same, just repeated)

Interested in learning how to safely home can? Or interested in honing your skill and brushing up on best practices? Join us for this informational session where we will cover basics of home canning. Learn methods of boiling water canning, pressure canning, which canner to use based on the food type, and see a demonstration of the pressure canner in action. Registration required.

Articles By:

M. Elizabeth Coots

Elizabeth Coots
Cooperative Extension Agent for
Family & Consumer Sciences



Keeping You and Your Garden Hydrated In Summer

Summer heat waves can be stressful on both you and your plants. With temperatures consistently above 85 degrees F, the growth rate of most vegetation will slow down and the rate of water loss will increase. Heat is also very stressful on the body as it works hard to keep itself cool. Here are some tips to help you and your plants manage the heat during this summer:

Change Watering Practices

1. Check your soil moisture regularly. If you dig into the soil and find it still dry an inch or two down, then it is time to water.
2. Water in the mornings. It's a cooler part of the day and less of the water that is going to plants will be evaporated. Evenings are also an option, but not as encouraged as mornings due to the greater risk of spreading plant diseases.
3. Water Efficiently. Try to avoid overhead watering in the garden if possible. Watering overhead may only soak into the top layer of the soil and evaporate before it reaches the plants roots, meaning you'll only end up using more water to make up for the loss. It's better to water deep and occasionally as opposed to frequently and shallowly. Try to avoid sprinklers and use spot watering options instead. Soaker hoses and drip irrigation are more efficient examples.
4. Water container plants frequently. Container soil dries out quickly, especially when it is windy, dry, and hot. You may find your pots and hanging baskets needing water multiple times a day (morning and evening) so check the soil often. If you plan on going on vacation and leaving your potted plants at home, you should move them to a shadier, protected area and water them deeply before you leave.
5. Keep a close eye on certain plants. Smaller plants do not have the large and extensive root systems of older plants and are far more likely to dry out. UK recommends providing supplemental water (when needed) to plants for their first three years. Most native plants will not need any extra watering unless we're in an extreme drought, but other ornamental or exotic plants may not be as adapted to our climate. Plants which are sick or stressed are more

susceptible to insect damage and diseases.

6. Only water when it's needed. Make sure to check the soil before watering. Even though it is hot, plants slow down their growth above 86degrees F and may not use as much water as you expect (especially on cloudy days).

Iowa State University has a detailed article on watering plants which can be found here: [Watering Tips for the Garden, Lawn, and Landscape.](#)

Add Mulch

An addition of organic mulch to the garden can help hold water in the soil and prevent high rates of evaporation. On top of this, it can help keep soil temperatures warmer in cooler temperatures and cooler in warmer temperatures. Mulch can help reduce weed pressure, reduce erosion and runoff of bare dirt, reduce the severity of certain diseases, keep fruits and vegetables from touching bare soil, and can be visually attractive.

Provide Some Shade

Hot, direct sun can be problematic for certain plants and soils. If you're struggling to keep a container plant watered during a heat wave, move them to a shadier area to help reduce some of the evaporation and heat. Shade cloths, screens, or white sheets are another option for landscape plants. Covers can be secured to posts or frames suspended above the plant and help to keep the plants a few degrees cooler (and thus more productive) in the extreme heat.

For the gardener, having access to shade while working can help keep you from overheating or losing water as quickly as you would if working in the sun.

Tips for the Home Gardener

1. Stay hydrated. Hot weather can be just as harsh on us as it is on plants. Drink plenty of water and keep a water bottle with you as you work. Take frequent breaks to cool yourself down.
2. Work in the garden in the early morning or late afternoon to avoid the scorching heat most of the day. Learn the signs of heat exhaustion and know what to do if you start experiencing symptoms.

This article is adapted from Iowa State Universities Publication on *Managing the Garden in Extreme Heat* found here: <https://yardandgarden.extension.iastate.edu/how-to/managing-garden-extreme-heat>

Scale Insects

This appears to be an outbreak year for scale insects in Shelby County as I've had quite a number of people come to me in the recent weeks questioning what all the bumps on their magnolias, tulip trees, or bald cypresses are.

Scale is a very nondescript pest and it's relatively easy to mistake it for another issue - even when you're looking straight at it. This is because scale doesn't really look or act like how we think an insect typically should. They can come in many different sizes and shapes but the adult females are nearly immobile and can pass as a small bump on the stem to the untrained eye.

The immature scale insect (called a crawler) hunts

around for a new place on the plant to stick its mouth-parts into. Once it does, it usually stays there until it either molts into a form that can fly (a male) or it



passes away. Only a few species of scale are still potentially mobile as an adult. The adult females lay their eggs and keep them under their armored bodies until they hatch, making them difficult for both predators and insecticides to reach them.

The issue is not often detected until it is already fairly severe, until the branches look like they're swallowed by discolored bumps, sticky sweet honeydew all over the plant and nearby objects (which ends up attracting other insects), then black sooty mold beginning to grow on top of all of that.

Dealing with scale isn't particularly easy, but most of the time plants can and do handle scale perfectly fine all on their own. It's when the plant is young or stressed that scale can become a serious issue. Scale has a large number of insect predators and, although some years may be worse than others, they can typically keep their populations in check.

With a small plant or outbreak, it's feasible to simply prune or scrape most of them out/off of the stems. Contact insecticides are not recommended for control of the adults but they may help control the young crawlers. Systemic insecticides may be useful to help control severe adult scale populations.

Please view the following resources for examples of scale species and treatment options:

- <https://entomology.ca.uky.edu/categories/>

[scale-insects](https://entomology.ca.uky.edu/ef435)

- <https://entomology.ca.uky.edu/ef435>

Master Gardeners

The Master Gardeners Association meets at the Extension Office every **2nd Tuesday of the month at 6:30 p.m.** In July, the meeting will be on the **9th** while in August it will be on the **13th**. There is a Zoom option if you cannot attend in person.

Beekeepers

The Beekeepers Association welcomes both newcomers and experienced beekeepers. This group meets on the **4th Thursday of each month at 7 p.m.** In July, the meeting will be on the **25th** and in August, it will be on the **22**.

July: Lawns and Weeds Month

- **July 11th at 6:30 p.m.: The Kentucky Lawn Timetable.** Come and learn various tips on managing your lawn at various times of the year, including when it's best to seed, water, fertilize, apply soil amendments, and more.
- **July 30 at 6:30 p.m.: Weeds, the Safe and the Dangerous.** Come learn about various common backyard weeds, how to identify them, and some of their uses (or dangers). Please sign up at the Extension office at (502) 633-4593.

August: Plant Design Month

- **August 9th at 6:30 p.m.: The Principals of Landscape Design.** Have you ever wondered how to go about designing your own landscape? This class will go over the basics of landscape design and how to go about selecting plants. Please sign up at (502) 633-4593 so we have enough materials prepared for everyone.
- **August 28th at 6:30 p.m.: Designing Simple Floral Arrangements.** Learn about arranging flowers in bud vases and/or using plants from your backyard to make arrangements. You'll get to take a simple bud-vase arrangement home with you. Please sign up at (502) 633-4593 so we have enough materials for everyone.

Articles By: *A. Skye Drane*
Skye Drane
Horticulture Technician

H
O
R
T
I
C
U
L
T
U
R
E

4-H Floral Hall Class Champions

Congratulations to all the 4-H'ers that entered items in the County Fair! If your items qualified to go to the State Fair, we will send you a letter with details about entering your project. The Kentucky State Fair is August 15-25. Cloverville will be located in the South Wing.

Arts and Crafts

- Class 727A: **Junior Acrylic** - Emma McClain
- Class 729A: **Junior Abstract Art** - Willa Farmer
- Class 728A: **Junior Watercolor** - Willa Farmer
- Class 734B: **Senior Oil Pastel** - Wade Browning
- Class 745A: **Junior Contour Drawing**-Caroline Oliver
- Class 746B: **Senior Two Point Perspective** - Wade Browning
- Class 748A: **Junior Color Pencil** - Layla Farmer
- Class 749A: **Junior Pen and Ink** - Kendall Monroe
- Class 749B: **Senior Pen and Ink**-Wade Browning
- Class 750B: **Senior Calligraphy** - Avery Oliver
- Class 751A **Junior Cartooning**– Wesley Reed
- Class 757A: **Junior Clay Container** - Emma McClain
- Class 757B: **Senior Clay**-Aubrey Monroe
- Class 759A: **Junior Mask**-Willa Farmer
- Class 760A: **Junior Cardboard Structure** - Emma McClain
- Class 763A: **Junior Art Trends** -Willa Farmer
- Class 764G: **Junior Leather Craft** - Murray Reed
- Class 792A: **Senior Heritage Arts** - Layla Farmer

Crops

- Class 603: **Other Grass Hay** - Luke Smith
- Class 604: **Mixed Hay** - Mason Way
- Class 614: **Soybeans** - Lane McCall

Electricity

- Class 651: **Wire Display**– Wesley Reed

Foods

- Class 841: **Three Oatmeal Muffins** - Mason Way
- Class 843: **Three Rolled Biscuits** - Avery Oliver
- Class 845: **Three Cornmeal Muffins** - Mason Way
- Class 846: **Coffee Cake**-Aubrey Monroe
- Class 847: **Three Chewy Granola Bars** - Avery Oliver
- Class 848: **Brownies** - Beatrice Reed
- Class 849: **Snickerdoodle** - Kendall Monroe
- Class 854: **Cinnamon Twists** - Beatrice Reed
- Class 857: **Bread** - Mason Way

Food Preservation

- Class 861: **Dried Apples** - Mason Way
- Class 862: **Salsa** - Mason Way
- Class 864: **Strawberry Jam** - Beatrice Reed
- Class 865: **Green Beans** - Mason Way

Home Environment

- Class 890: **Simple Cloth Item for Home** - Ella McClain
- Class 891: **Waste Basket**-Kendall Monroe
- Class 894: **Decorative Item for the Home**-Lilly Phillips
- Class 896: **Cloth Item for the Home using Sewing Machine**-Lilly Phillips

Honey

- Class 692: **Two Jars White Honey**- Bristol Wallace

Hort. Photography

- Class 772: **Single Color Photograph** - Kendall Monroe
- Class 771: **Single Black and White** - Aubrey Monroe

Horticulture

- Class 233: **Cabbage** - Amelia Fields
- Class 234: **Carrots** - Luke Smith
- Class 235: **Onions**-Mason Way
- Class 237: **Radishes**– Murray Reed
- Class 240: **Peaches**-Noah Smith
- Class 565: **Terrariums** - Caroline Oliver
- Class 566: **Dish Garden**-Lane McCall
- Class 567: **Vegatable Container Garden**-Lane McCall
- Class 568: **Annual Container Garden** - Lane McCall
- Class 569: **House Plant** - Caroline Oliver
- Class 573: **Upcycle Container Garden** - Aubrey Monroe
- Class 581: **Cucumber**- Lane McCall
- Class 583: **Snap Peas** - Murray Reed
- Class 586: **Summer Squash**-Lane McCall
- Class 588: **Potatoes** - Noah Smith

Needlework

- Class 824: **Stamped Embroidery**—Beatrice Reed
- Class 837: **Small Simple Knitted Items**-Beatrice Reed
- Class 852: **Applique Pillow**– Lilly Phillips
- Class 855: **Non-traditional Fabrics Quilt**-Lilly Phillips

Photography

- Class 764B: **Water** - Layla Farmer
- Class 764C: **Wildlife** - Layla Farmer
- Class 764D: **Natural Scenic** - Layla Farmer
- Class 764F: **Insects** - Kendall Monroe
- Class 765A: **Livestock** - Willa Farmer
- Class 765B **Crops**- Aubrey Monroe
- Class 765E: **Farm Equipment** - Nella Skinner
- Class 765F: **Companion Animal**-Caroline Oliver
- Class 766A: **Formal/Candid Portrait**-Layla Farmer
- Class 766B: **Urban Scenic**-Layla Farmer
- Class 768B: **Architecture** - Kendall Monroe
- Class 769B: **Competitive Sports**-Avery Oliver
- Class 769D: **Healthy Foods**- Aubrey Monroe
- Class 770B: **Instrument**-Kendall Monroe
- Class 770D: **Arts Creation**-Aubrey Monroe

Sewing

- Class 790A: **Unit 1 Clothing** - Madison Baker
- Class 790B: **Unit 1 Non-Clothing**- Lane McCall
- Class 794: **Unit 3 Non-Clothing**– Ava Collard
- Class 807: **Leisure Time Clothing**– Lilly Phillips
- Class 809A: **Senior Unit Upcycle It** - Lilly Phillips

Trends

- Class 1050: **Junior Upcycle Project** - Emma McClain
- Class 1051: **Senior Upcycle Project**-Aubrey Monroe
- Class 1062: **Jr. Cake Decorating** - Kendall Monroe
- Class 1063: **General Cake Decorating**-Ashley Haymond

Wood Working

- Class 675: **Level 1 Not Made from a Kit**-Wesley Reed
- Class 676: **Level 2 Made from a Kit**-Noah Smith
- Class 677: **Level 2 Not Made from a Kit**-Robert Wood
- Class 679: **Level 4 Not made from a Kit**-Luke Smith

State 4-H Leadership Positions

Congratulations to Shelby County 4-H'ers Wade Browning and Trinity Bohannon for being selected to serve on the Kentucky 4-H State Teen Council. This will be Wade's second term serving as a delegate from the C5/C6 Area and Trinity's first. Ashley Haymond was selected to serve a second term on the Kentucky 4-H Shooting Sports Teen Ambassador Board. Serving on statewide boards is a wonderful opportunity for 4-H'ers to gain leadership experience and meet other 4-H'ers from across the state.

State Dairy Judging Contest

Congratulations to the Shelby County 4-H Dairy Judging Team on their success at the 2024 KY 4-H Dairy Judging Contest. The team consisted of Shelby County Dairy Club members Caleb Lipps, Raylon Tucker, Henry Miller, John Luke Miller and Mason Way. The Junior Team placed 1st overall.



State Dairy Jeopardy Contest

Congratulations to Shelby County 4-H Dairy Club members who competed at the 2024 Kentucky 4-H Dairy Jeopardy Contest. Caleb Lipps placed 1st in the Senior Division. The top five Junior Competitors were all from Shelby County and included: Wesley Reed (1st), John Luke Miller (2nd), Mason Way (3rd), Murray Reed (4th), and Henry Miller (5th).

4-H Food -A- Rama

All 4-H members are invited to participate in 4-H Food-A-Rama on **July 29 at 10 a.m.** This is a fun cooking contest for youth. Participants bring in their favorite recipes so our judges can evaluate their dishes and make their selections. While the judges are at work, a demonstration is presented on a foods topic for the attendees. Afterwards, participants sample all the dishes and vote on their favorites. Prizes are awarded in each category and a Grand Champion is selected. The participants also vote on a



"Taster's Choice" award for a special prize. This year's categories include:

- Appetizer
- Bread
- Soup
- Dessert
- Casserole
- Main Dish
- Vegetable/Side Dish
- Miscellaneous (anything that doesn't fit the above categories)

Bring your completed dish and two copies of the recipe for the contest. A 4-H'er may enter as many items as he or she wants. A cookbook of all the entries will be sent to the participants following the contest.

State Livestock Judging Contest

Congratulations to the Shelby County 4-H Livestock Judging Team on their success at the 2024 KY 4-H Livestock Judging Contest. The Junior team placed 8th Overall; members included Mason Way, Nash Wonderlich, Isabelle Gilleo, John Luke Miller and Henry Miller. The Senior team placed 9th Overall; members included Cate Noe and Jorja Gilleo. Cate placed 4th Overall earning her a spot at Top 12 Week where she will travel across the state and surrounding states to evaluate livestock. At the end of the week, eight youth will be selected to be a part of the Kentucky 4-H All-Star Livestock Judging Team. The Gold All Star Team will represent Kentucky at the National Contest in November.

State Fair Livestock Entries

The deadline for entries to the 2024 Kentucky State Fair Livestock Shows is July 10. All entries must be submitted online through the Kentucky State Fair website. This is for all livestock shows including open, youth and 4-H. The only exception is for the 4-H Rabbit Show and 4-H Poultry Showmanship. If your child would like to participate in the 4-H Rabbit Show or 4-H Poultry Showmanship please e-mail candice.hollingsworth@uky.edu by July 5 so that we may collect the information needed to enter.

Navigate Stormwater Challenges This Summer

Source: Brad Lee, Department of Plant and Soil Sciences professor

Stormwater management is a significant environmental challenge, especially in regions with extensive urban development like Kentucky. In response, Municipal Separate Storm Sewer Systems (MS4s) have been implemented in over 100 communities in 34 counties to manage and treat stormwater runoff before it reaches natural water bodies.

The University of Kentucky Martin-Gatton College of Agriculture, Food and Environment offers comprehensive educational materials to improve stormwater management within MS4-regulated communities. These resources are organized by both topic and season, ensuring they are relevant and easily accessible year-round. Just some of the many topics covered include:

- **Lawn Care and Pollution Prevention:** Instructions on proper lawn care to prevent nutrient runoff and advice on managing lawn debris and litter.
- **Water Conservation Techniques:** Strategies for conserving water at home, including using rain barrels and rain gardens, which also help reduce stormwater runoff.
- **Native Plants and Biodiversity:** Guidance on using native plants to enhance biodiversity and improve the absorption of rainwater.
- **DIY Rain Barrel Projects:** Instructional videos and factsheets, such as "Building a Rain Barrel from a Pickle Barrel," teach residents how to construct their own rain barrels, reducing runoff and promoting water reuse.
- **Rain Garden Design and Maintenance:** Publications like "Residential Rain Garden: Design, Construction, and Maintenance" provide step-by-step guides on creating effective rain gardens, which are essential for absorbing rainwater and reducing runoff.

For those seeking more hands-on involvement, the university facilitates workshops offering additional information and assistance on setting up rain barrels and gardens. These workshops provide practical skills and empower participants to take active roles in their community's stormwater management efforts.

Beyond educational outreach, UK is researching and developing advanced stormwater management technologies. For instance, studies on permeable pavements and low-impact development techniques are part of the university's efforts to discover more efficient

ways to manage stormwater in urban settings. To access these materials, visit <https://water.ca.uky.edu/MS4>.

Improving Kentucky Horse Pastures

For many horses, quality pasture can provide almost all nutrients needed for maintenance or light work for much of the year. Below are some guidelines for improving pastures:

- Plan to utilize spring and fall pasture growth - Kentucky pastures are dominated by cool season species which grow rapidly in the spring and fall
- Take a soil sample every 2-3 years— Our county extension office offers a limited number of free soil samples each year for Shelby County land owners
- Control weeds that limit pasture productivity—Identify the major weeds, select herbicides that control them, and apply them at the correct time of year.
- Re-establish poor pastures—Pastures can be grazed late in the following spring once grasses are well established. Well-managed pastures can provide a nutritious and inexpensive feed source.

Source: Chris Teutsch, Krista Lea, Bob Coleman, Ray Smith

Keep Your Home Pest Free

To address pest infestations, some may use pesticides to restore order to their gardens, landscapes and indoor spaces. Here are several strategies to keep in mind:

- Select the appropriate pesticide
- Follow the pesticide label instructions
- Avoid combining pesticides with household items
- Wear protective clothing
- Keep away from children and pets
- Thoroughly clean after applying the pesticide
- Store pesticides safely

For more information on managing insect pests and pesticide use, contact the Extension Office.

Source: Ric Bessin, UK Extension Entomologist


Equine Pasture Management Field Day

UK specialists will conduct educational presentations with actual examples of forage variety selection, pasture management techniques, quality management and more. Join us for a comprehensive pasture management field day, designed for horse owners.

Hosted by Lettleiki Icelandics, the field day will take place on Monday, July 29th, beginning at 4 p.m. Dinner will be provided with RSVP.

Call 633-4593 to register and reserve your meal. Watch our website and facebook page for more information as the date approaches.



 Cooperative Extension Service

BASICS OF BACKYARD CHICKENS

Make sure you check your local city and county ordinances to ensure you're able to have a backyard flock.


Chickens require daily care. You must feed them, provide clean water and collect eggs every single day.

Birds get sick and it may be difficult to find a veterinarian to provide care for them.

Cleanliness and sanitation are critical elements in caring for a small flock. Everyone must wash their hands before and after handling the birds.

Chickens stop producing eggs at some point and may live a long time beyond their egg-laying years.

Know how to get chicks. You will most likely want to raise your hens from chicks.



*Source: Jacquie Jacob, Extension poultry project manager
An Equal Opportunity Organization.*

Articles By:
Corinne F. Belton
Cooperative Extension Agent for
Agriculture and Natural Resources

Corinne F. Belton

A
G
R
I
C
U
L
T
U
R
E

C.A.I.P. News

All producers who were approved for the 2023 CAIP should be receiving their checks soon, if they haven't already. If I have contacted you for open items, please get those to me ASAP so this funding period can be closed.

The 2024 CAIP is tentatively scheduled to begin this fall with a 3 week application period. Watch upcoming newsletters for announcements. You can also follow the CAIP Facebook page for announcements "Shelby County Agricultural Investment Program – CAIP." Investment area information and a sample application can be found on the website under CAIP. The cost-share program is no longer a 50-50 reimbursement, so I urge you to check the guidelines on the CAIP website to see what percentage your project will be. Please contact me, Evelyn White, at 502-321-8757 (call or text) or shelby.caip@gmail.com if you have any questions. Office hours are Wednesdays from 8 a.m.-2 p.m.

Evelyn White

Shelby County CAIP Administrator
Shelby County Extension Office
1117 Frankfort Road
Shelbyville, KY 40065
C: 502.321.8757 P: 502.633.4593

[Website](#)

Administering Entity: Shelby County Farm Bureau, Inc.

Y.A.I.P

2024 Shelby County Youth Agricultural Incentives Program

**Application Period:
May 28 through August 15**



2024 SHELBY COUNTY
YOUTH AGRICULTURAL INCENTIVES PROGRAM (Y.A.I.P.)

APPLICATION PERIOD:
May 28, 2024 – August 15, 2024

Applications and guidelines will be available beginning Tuesday, May 28, 2024 and **MUST BE RETURNED NO LATER THAN 4:15 P.M. ON THURSDAY, AUGUST 15, 2024. NO LATE APPLICATIONS WILL BE ACCEPTED.** Funds are NOT awarded on a first-come/first-served basis. *No faxed or emailed applications will be accepted.*

Guidelines and applications may be picked up between 8:00 am and 4:30 pm at the Shelby County Extension Office
1117 Frankfort Road Shelbyville, KY 40065

The cost-share limit for 2024 YAIP is \$500. This is a 50/50 cost-share. For example, if you are approved and complete all project requirements and you spend \$1000, you are eligible to receive up to \$500. However, funds may be pro-rated depending on number of applicants relative to available funds. Eligible investment areas are listed on the attached guidelines.

FUNDS WILL BE DISTRIBUTED AS APPLICATIONS ARE RECEIVED. PROJECTS ARE COMPLETED AND ALL PAPERWORK IS RETURNED.

DEADLINE FOR ALL PROJECTS TO BE COMPLETED AND PAPERWORK SUBMITTED IS FRIDAY, AUGUST 30, 2024.

Please call the Shelby County Extension Office at 502-633-4593 and speak with Regina Browning or Corinne Belton if you have questions or need assistance with your application.

Sponsored by the Kentucky Agricultural Development Fund

Cooperating Extension Service
of the United States Department of Agriculture
National Institute of Food and Agriculture
Shelby County Extension Office
1117 Frankfort Road
Shelbyville, KY 40065
502-633-4593

2024 Y.A.I.P. Application Period: May 28 - August 15, 2024
Funds available: \$100,000
Deadline for applications: August 15, 2024
For more information, visit www.shelbycountycap.com



JULY

- 4-H 1-5 4-H Camp
- FCS 05 Shelbyville Pop-Up Farmers Market, 3-6 p.m.
- FCS 06 First Saturday Walk About, 8-8:30 a.m.
- 4-H 10 4-H Livestock Auction Meeting, 6 p.m.
- FCS 10 Deadline to turn in Walking Kentucky log & survey
- FCS 11 Sewing Circle, 1-8 p.m.
- HORT 11 The Kentucky Lawn Timetable, 6:30 p.m.
- AG 16 Cattlemen's Association Meeting, 7 p.m.
- FCS 24 Laugh & Learn, 5 p.m.
- AG 29 Equine Pasture Management Field Day, 4 p.m. (RSVP for dinner)
- HORT 27 Beekeepers Association Meeting, 7 p.m.
- 4-H 29 4-H Food-A-Rama, 10 a.m.
- HORT 30 Weeds, the Safe and the Dangerous, 6:30 p.m.

- Lake Cumberland
- Health Department
- Family Activity Center
- Extension Office
- Extension Office
- Extension Office
- Extension Office
- Extension Office
- Extension Office
- Lettleiki Icelandics
6105 Eminence Pike
- Extension Office
- Extension Office
- Extension Office

AUGUST

- FCS 03 First Saturday Walk About, 8-8:30 a.m.
- HORT 09 The Principals of Landscape Design, 6:30 p.m.
- FCS 27 Canning Class, 10 a.m.-1 p.m.
- FCS 28 Laugh & Learn, 5 p.m.
- HORT 28 Designing Simple Floral Arrangements, 6:30 p.m.

- Family Activity Center
- Extension office
- Extension Office
- Extension Office
- Extension Office



Hi! I'm Sarah Thornberry.

I'm beyond excited to join the team at Shelby County Extension Office as the All Programs Assistant. For me, community impact is paramount in a workplace and I immediately saw the impact each program was making in our community. I studied horticulture and agribusiness at Morehead State University. Outside of work you can find me enjoying greenhouses, reading, cooking and just about any form of crafting. Drop by the office and say hi!

CALENDAR OF EVENTS

KEY

4-H
4-H
Youth
Develop-
ment

AG
Agricul-
ture

HORT
Horticul-
ture

FCS

* PUBLIC NOTICE-Accommodations will be made to enable persons with disabilities to participate in programs.



Cooperative Extension Service
SHELBY COUNTY
1117 Frankfort Road
Shelbyville, KY 40065-9447

RETURN SERVICE REQUESTED

The Martin-Gatton College of Agriculture, Food and Environment is an Equal Opportunity Organization with respect to education and employment and authorization to provide research, education information and other services only to individuals and institutions that function without regard to economic or social status and will not discriminate on the basis of race, color, ethnic origin, national origin, creed, religion, political belief, sex, sexual orientation, gender identity, gender expression, pregnancy, marital status, genetic information, age, veteran status, physical or mental disability or reprisal or retaliation for prior civil rights activity.

Reasonable accommodation of disability may be available with prior notice. Program information may be made available in languages other than English.

Inquiries regarding compliance with Title VI and Title VII of the Civil Rights Act of 1964, Title IX of the Educational Amendments, Section 504 of the Rehabilitation Act and other related matter should be directed to:

Equal Opportunity Office, Martin-Gatton College of Agriculture, Food and Environment, University of Kentucky, Room S-105, Agriculture Science Building North, Lexington, Kentucky 40546,

the UK Office of Institutional Equity and Equal Opportunity, 13 Main Building, University of Kentucky, Lexington, KY 40506-0032 or

US Department of Agriculture, Office of the Assistant Secretary for Civil Rights, 1400 Independence Avenue, SW, Washington, D.C. 20250-9410.